

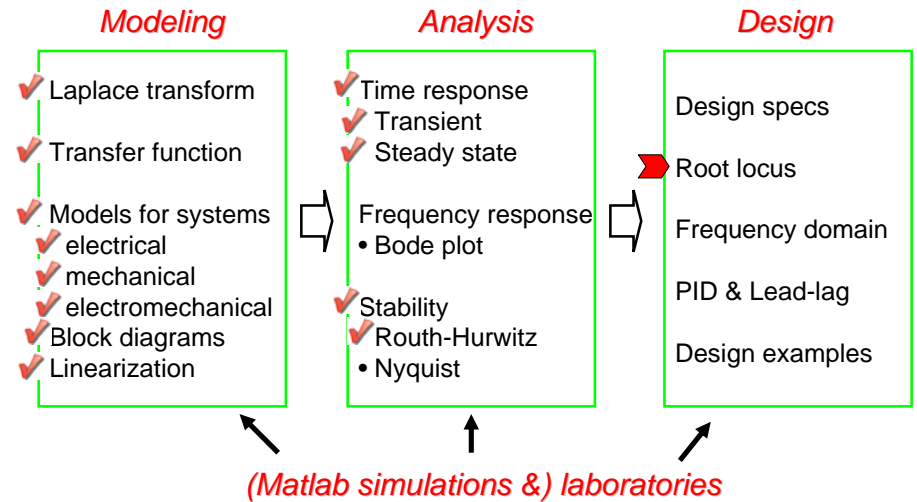
ME451: Control Systems

Lecture 18 Root locus: Sketch of proofs

Dr. Jongeun Choi
Department of Mechanical Engineering
Michigan State University

1

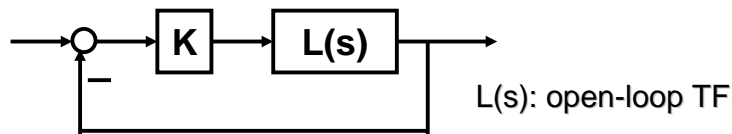
Course roadmap



2

What is Root Locus? (Review)

- Consider a feedback system that has one parameter (gain) $K > 0$ to be designed.



- Root locus** graphically shows how poles of the closed-loop system varies as K varies from 0 to infinity.

3

Characteristic equation & root locus

- Characteristic equation

$$1 + KL(s) = 0 \iff K = -\frac{1}{L(s)} \iff L(s) = -\frac{1}{K}$$

- Root locus is obtained by
 - for a fixed $K > 0$, finding roots of the characteristic equation, and
 - sweeping K over real positive numbers.
- A point s is on the root locus, if and only if $L(s)$ evaluated for that s is a negative real number.

4

Angle and magnitude conditions

- Characteristic eq. can be split into two conditions.

- Angle condition**

$$\angle L(s) = 180^\circ \times (2k + 1), \quad k = 0, \pm 1, \pm 2, \dots$$

Odd number

- Magnitude condition**

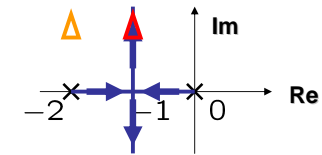
$$|L(s)| = \frac{1}{K}$$

For any point s ,
this condition holds
for some positive K .

5

A simple example

$$L(s) = \frac{1}{s(s+2)}$$



- Select a point $s = -1 + j$

$$\begin{aligned} L(s) &= \frac{1}{s(s+2)} \\ &= \frac{1}{(-1+j)(1+j)} = -\frac{1}{2} \end{aligned}$$

- $\angle L(s) = 180^\circ$
- s is on root locus.
- $K = \frac{1}{|L(s)|} = 2$

- Select a point $s = -2 + j$

$$\begin{aligned} L(s) &= \frac{1}{s(s+2)} \\ &= \frac{1}{(-2+j)j} \\ &= \frac{1}{-2j-1} \end{aligned}$$

- $\angle L(s) \neq 180^\circ$
- s is NOT on root locus.

6

Root locus: Step 0

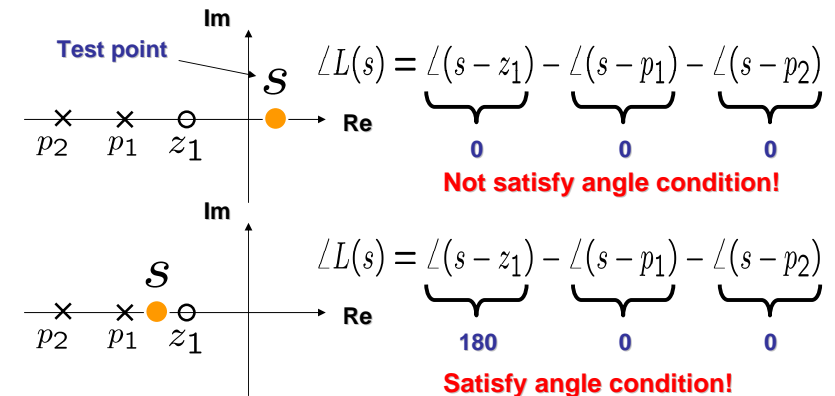
- Root locus is symmetric w.r.t. the real axis.
 - Characteristic equation is an equation with real coefficients. Hence, if a complex number is a root, its complex conjugate is also a root.
- The number of branches = order of $L(s)$
 - If $L(s) = n(s)/d(s)$, then Ch. eq. is $d(s) + Kn(s) = 0$, which has roots as many as the order of $d(s)$.
- Mark poles of L with "x" and zeros of L with "o".

$$L(s) = \frac{s - z_1}{(s - p_1)(s - p_2)}$$

7

Root locus: Step 1-1

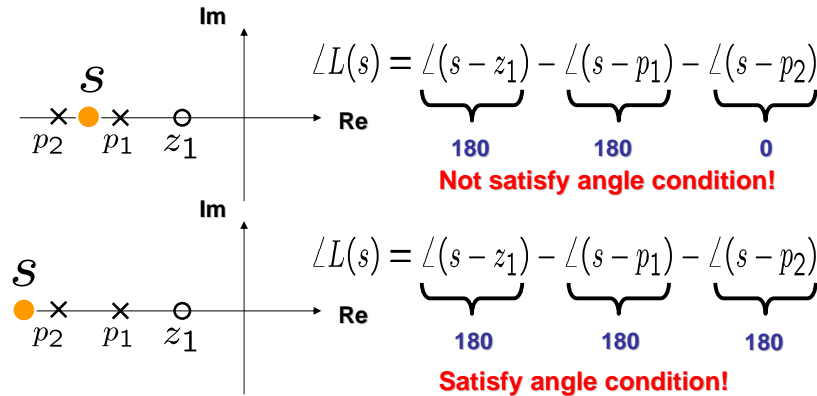
- RL includes all points on real axis to the left of an odd number of real poles/zeros.



8

Root locus: Step 1-1 (cont'd)

- RL includes all points on real axis to the left of an odd number of real poles/zeros.



9

Root locus: Step 1-2

- RL originates from the poles of L , and terminates at the zeros of L , including infinity zeros.

$$1 + K \underbrace{\frac{n(s)}{d(s)}}_{L(s)} = 0 \Leftrightarrow d(s) + Kn(s) = 0 \Leftrightarrow \frac{1}{K} + \frac{n(s)}{d(s)} = 0$$

$K \equiv 0$
 \downarrow
 $d(s) = 0$
s: Poles of L(s)

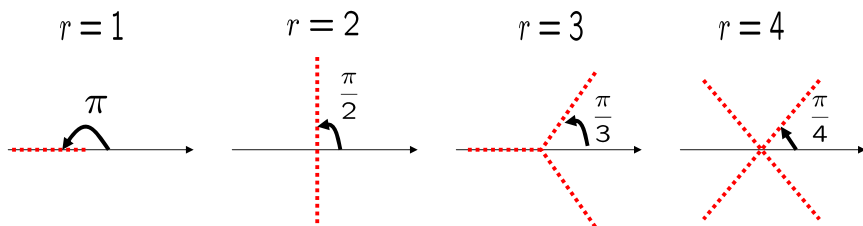
$K \equiv \infty$
 \downarrow
 $\frac{n(s)}{d(s)} = 0$
s: Zeros of L(s)

10

Root locus: Step 2-1

- Number of asymptotes = relative degree (r) of L :
 $r := \text{deg}(\text{den}) - \text{deg}(\text{num})$
- Angles of asymptotes are

$$\frac{\pi}{r} \times (2k + 1), \quad k = 0, 1, \dots$$



11

Root locus: Step 2-1 (cont'd)

- For a very large s , $L(s) = \frac{n_0 s^{n-r} + \dots}{s^n + \dots} \approx \frac{n_0}{s^r}$

- Ch. eq is approximately

$$1 + KL(s) = 0 \Rightarrow 1 + K \frac{n_0}{s^r} = 0 \Rightarrow s^r + Kn_0 = 0$$

$$\Rightarrow s^r = -Kn_0 < 0 \quad (\text{we assume } n_0 > 0)$$

$$\Rightarrow \angle s^r = \pi \times (2k + 1), \quad k = 0, 1, 2, \dots$$

$$\Rightarrow \angle s = \frac{\pi}{r} \times (2k + 1), \quad k = 0, 1, 2, \dots$$

12

Root locus: Step 2-2

- Intersections of asymptotes

$$\frac{\sum \text{pole} - \sum \text{zero}}{r}$$

- Proof for this is omitted and not required in this course.
- Interested students should read page 363 in the book by Dorf & Bishop.

13

Root locus: Step 3

- Breakaway points are among roots of $\frac{dL(s)}{ds} = 0$

Suppose that $s=b$ is a breakaway point.

$$\begin{cases} d(b) + Kn(b) = 0 \\ d'(b) + Kn'(b) = 0 \end{cases} \rightarrow d'(b) - \frac{d(b)}{n(b)}n'(b) = 0$$

$$\begin{aligned} \frac{dL(s)}{ds} \Big|_{s=b} &= \frac{n'(b)d(b) - n(b)d'(b)}{d(b)^2} \\ &= -\frac{n(b)}{d^2(b)} \left\{ d'(b) - \frac{d(b)}{n(b)}n'(b) \right\} = 0 \end{aligned}$$

14

Root locus: Step 4

- RL departs from a pole p_j with **angle of departure**

$$\theta_d = \sum_i (p_j - z_i) - \sum_{i, i \neq j} (p_j - p_i) + 180$$

- RL arrives at a zero z_j with **angle of arrival**

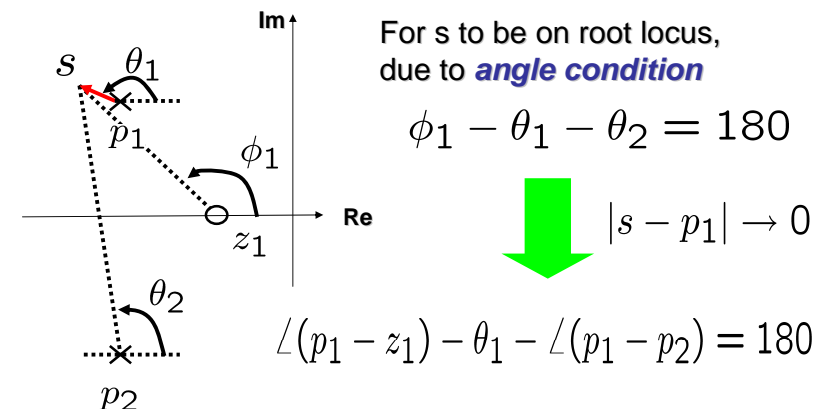
$$\theta_a = \sum_i (z_j - p_i) - \sum_{i, i \neq j} (z_j - z_i) + 180$$

(No need to memorize these formula.)

15

Root locus: Step 4 (cont'd)

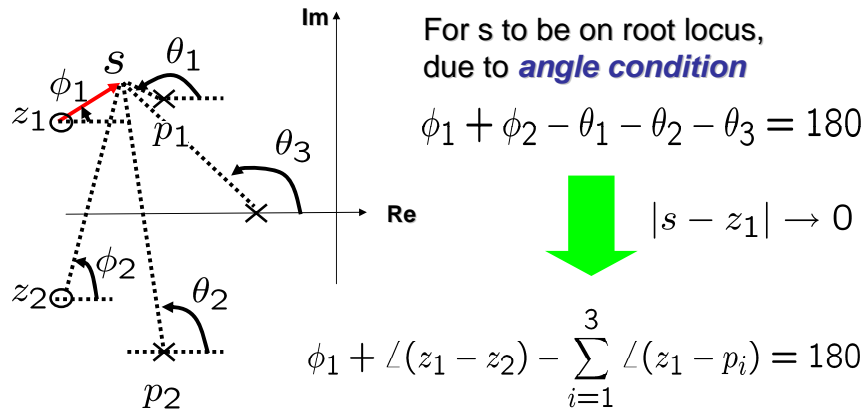
- Sketch of proof for **angle of departure**



16

Root locus: Step 4 (cont'd)

- Sketch of proof for **angle of arrival**



17

Summary and exercises

- Sketch of proofs for root locus algorithm
- Next, we will move on to root locus applications to control examples.

18